

TIG AC/DC WELDER

● Light Industrial

● Medium Industrial

TIG AC/DC 201 PULSE

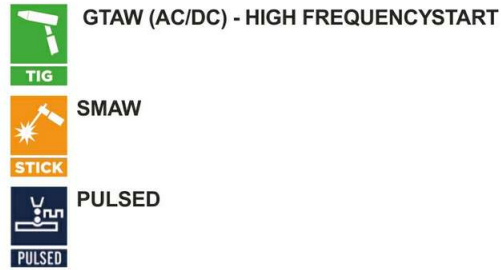
TIG AC/DC 201 PULSE D – The TIG AC/DC 201 Pulse is a powerful, portable and versatile welding machine. This unit is capable of either AC or DC TIG welding (stainless, mild steel and aluminum) or SMAW Stick welding. The professional pulse features of the machine combined with the HF start makes it ideal for welders looking to perform high quality TIG welds with no distortion for even very thin steel alloys or aluminum.

FEATURES

- AC/DC pulse TIG inverter welding machine.
- Tested in 104°F/40°C, designed for the toughest conditions.
- Excellent for quality welding of aluminum, stainless steel and other materials.
- Ability to weld very thin materials using PULSE mode.
- Digital control of all the welding parameters: Pre-Flow, Hot Start, Starting Current, Slope-Up, Welding Current, Base Current, Pulse Duration, Pulse Frequency, Slope-Down, Crater Arc Current, Post Flow, AC Frequency, AC Balance high duty cycle Low Energy Consumption.
- Generator compatible design.
- Excellent welding characteristics in Stick mode with any type of rods.
- Digital ammeter and Hold Function of the last read value.
- Automatic fan that ensuring protection against overheating while saving energy and minimizing dust and debris entering the machine.
- Adjustable Arc Force in Stick mode.
- Error code indicated on panel.
- Wave selector soft square wave - Advanced square wave.
- Metal face panel.
- Comprehensive 3 Year Warranty.



PROCESSES



TIG AC/DC 201 PULSE Technical Specification

Process		TIG	Stick Electrode
Input Voltage, Single Phase, 50/60 Hz		208 to 240 V(±10%)	
Primary Current@Max Welding Current	AC	20 A	21.6 A
	DC	22 A	24.7 A
Maximum Primary Effective Current (I _{eff} max)	AC	11.5 A	14.5 A
	DC	10.5 A	16.5 A
Welding Current Range	AC	5 - 210 A	10 - 170 A
	DC	3 - 210 A	10 - 170 A
Welding Current and relatd Duty Cycle in 104° F (40° C)	AC	210 A, 30%	170 A, 25%
		145 A, 60%	130 A, 60%
		130 A, 100%	120 A, 100%
	DC	210 A, 30%	170 A, 25%
		145 A, 60%	130 A, 60%
		130 A, 100%	120 A, 100%
Duty Cycle @ Maximum Welding Current in 104° F (40° C)	AC	30%	25%
	DC	30%	25%
Welding Current @ 100% Duty Cycle in 104° F (40° C)	AC	130 A	120 A
	DC	130 A	120 A
Open Circuit Voltage : Volt	DC	59 V	13V (VRD)
Pulse Functions	AC	Pre Flow, Hot start , Starting Current, Upslope, Welding current, Base current, Pulse Duration , Pulse frequency, Downslope, Crater arc current, Post Flow, AC Frequency, AC Balance	
Pulse Functions	DC	Pre Flow, Hot start , Starting Current, Upslope, Welding current, Base current, Pulse Duration , Pulse frequency, Downslope, Crater arc current, Post Flow	
Weight : lb (Kg)		31 lb (14 kg)	
Dimensions Including Handle (D,W,H) : inch (mm)		19 x 7 x 13 inch (480 X 175 X 325 mm)	

CANAWELD RESERVES THE RIGHTS OF CHANGING THE SPECIFICATION WITHOUT NOTICE




Available Model :

TIG AC/DC 201 PULSE (PLC2380148)















What Is Included

TIG AC/DC 201 PULSE

ITEM	PART NO.	
TIG AC/DC 201 PULSE	PLB2380148	
Ground Clamp Set (250 A - 10 ft), AWG 4	ALP1980449	
Electrode Holder Set (250 A - 10 ft), AWG 4	ALP2280095	
TIG Torch Air Cooled (26 SERIES)	CWSG26FX-S1-12-SL-GS4	
Regulator	CW-RLV-150-60CF-AR	
Gas Welding Hose	TLJ1080190	
Canaweld Bag	TGJ2780145	
TIG Consumable Kit	ALPTORCHCON26	

OPTIONAL ACCESSORIES

PRODUCT	PART NO.		PRODUCT	PART NO.	
Ground Clamp Set (250 A - 10 ft), AWG 4	ALP1980448		Foot Pedal	TGJ2580470	
Ground Clamp Set (250 A - 20 ft), AWG 4	ALP1980451		Regulator	CW-RMV-250-30LM-AR	
Ground Clamp Set (250 A - 30 ft), AWG 4	ALP1980452		Welding Helmet (Black A1)	CWPOWER-980S	
Electrode Holder Set (250 A - 20 ft), AWG 4	ALP2280449		Welding Helmet (Sugar Maple A1)	CWPOWER-980S-D1	
Electrode Holder Set (250 A - 30 ft), AWG 4	ALP2280470		Welding Helmet (Red Maple A1)	CWPOWER-980S-D2	
Electrode Holder Set (250 A - 50 ft), AWG 4	ALP2280472		Welding Helmet (Coal Fire A1)	CWPOWER-980S-P08	
Welder Cart For Single Phase Machines	TGJ2250681	