

# MIG WELDER

● Light Industrial

● Medium Industrial

MIG / MMA 201

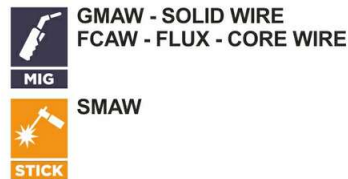
**MIG/MMA 201** – The MIG/MMA 201 is a portable, powerful and versatile MIG/Stick Welding machine. This unit can weld up to 1/2-inch steel in either MIG mode or in the SMAW setting. Capable of running 0.023–0.045-inch MIG wire or up to 3/16-inch SMAW rods with a very stable arc. These characteristics make the MIG/MMA 201 the perfect choice for light to medium duty welding jobs whether in your garage, at home or at your local auto body shop.

## FEATURES

- High power output, 170A @ 100% Duty Cycle & 200A @ 35% Duty Cycle.
- Inverter power source with optimal welding characteristics in MIG and Stick.
- Automatic compensation for main power fluctuations within  $\pm 20\%$ .
- Ability to use leads up to 165 feet (50 meters) without any power loss at the weld.
- High grade dual drive roll system for precise and constant wire feed that prevents bird nesting.
- Welds up to 1/2-inch steel and 3/8-inch aluminum.
- Graduated knob to achieve the most accurate settings.
- Automatically controls wire speed by voltage feedback to give an extremely stable arc with minimal spatter.
- Fan cooled and thermally protected against overheating.
- Built-in polarity changeover feature for most common gas and gasless wires.
- 8-inch (203 mm) Wire Spool Size and optional 12-inch (305 mm).
- Comprehensive 3 Year Warranty.



## PROCESSES



### MIG / MMA 201 Technical Specification

Process	MIG/ Flux Cored	Stick Electrode
Input Voltage, Single Phase, 50/60 Hz	208 to 240 V( $\pm 10\%$ )	
Primary Current@Max Welding Current	37 A	38 A
Maximum Primary Effective Current (I1 eff max)	27 A	29 A
Technology of Adjustment (Manual / Synergic)	Manual	
Welding Current Range	10 - 200 A	10 - 200 A
Duty Cycle @ Maximum Welding Current in 104° F (40° C)	35% (200 A)	35% (200 A)
Welding Current @ 100% Duty Cycle in 104° F (40° C)	170 A	160 A
Welding Current @ 60% Duty Cycle in 104° F (40° C)	190 A	180 A
Open Circuit Voltage : Volt	52 V	
Output Voltage Range : Volt	14.5 - 24 V	20.4 - 28 V
Solid Steel Wire Size Range : inch (mm)	0.023 - 0.040 in (0.6 - 1 mm)	
Stainless steel Wire Size Range : inch (mm)	0.023 - 0.040 in (0.6 - 1 mm)	
Flux-cored Wire Size Range : inch (mm)	0.030 - 0.045 in (0.8 - 1.2 mm)	
Aluminum Wire Size Range : inch (mm)	0.030 - 0.045 in (0.8 - 1.2 mm)	
Max Wire Feeder speed : ipm (m/min)	630 ipm (16 m / min)	
Wire Feeder Mechanism Material	Metal	
Wire Spool Size : inch (mm)	8 or 12 inch (203 or 305 mm)	
Weight : lb (Kg)	38 lb (17 Kg)	
Dimensions Including Handle (D,W,H) : inch (mm)	19.6 x 9.25 x 14.76 inch (500 x 235 x 375 mm)	

CANAWELD RESERVES THE RIGHTS OF CHANGING THE SPECIFICATION WITHOUT NOTICE

### Available Models :

#### MIG / MMA 201 (PLT0380279)

Basic Model without spool

#### MIG / MMA 201-33 SP (PLB7580148)

Compatible with 33 lbs. Spool and Spool Size 4/12 Inch

















### What Is Included

#### MIG / MMA 201

ITEM	PART NO.	
* MIG/MMA 201	PLB7580146	
* MIG/MMA 201-33 SP	PLC7580148	
Electrode holder Set (250 A - 10 ft),AWG 4	ALP2280095	
Ground Clamp Set (250 A - 10 ft),AWG 4	ALP1980449	
MIG Torch Tweco® Style (200 A - 10 ft)	CWGPGTW200-10E	
Regulator	CW-RLV-150-60CF-AR	
Gas Welding Hose	TLJ1080188	
MIG Drive Roll (0.030-0.035 Inch V Groove)	TGL0480458	
MIG Drive Roll (0.030-0.040 Inch V Groove)	TGL0480462	
MIG Torch Tweco® Style Consumable Kits	ALPMIGCON	

\* Please select your preferences

### OPTIONAL ACCESSORIES

PRODUCT	PART NO.		PRODUCT	PART NO.	
MIG Spool Gun (150A 60% - 20 ft)	CWPLSP150A-24-P1-60ER		Electrode Holder Set (250 A - 50 ft),AWG 4	ALP2280472	
MIG Spool Gun (360A 60% - 26 ft)	CWPGSP360A-24-N-80ER		Gas Inlet	CGA3180121	
Welder Cart For Single Phase Machines	TGJ2250681		MIG Torch Tweco® Style Consumable	ALPMIGCON	
Ground Clamp Set (250 A - 10 ft), AWG 4	ALP1980448		Welding Helmet (Black A1)	CWPOWER-980S	
Ground Clamp Set (250 A - 20 ft), AWG 4	ALP1980451		Welding Helmet (Sugar Maple A1)	CWPOWER-980S-D1	
Ground Clamp Set (250 A - 30 ft), AWG 4	ALP1980452		Welding Helmet (Red Maple A1)	CWPOWER-980S-D2	
Electrode Holder Set (250 A - 20 ft),AWG 4	ALP2280449		Welding Helmet (Coal Fire A1)	CWPOWER-980S-P08	
Electrode Holder Set (250 A - 30 ft),AWG 4	ALP2280470	